

Letter height can vary from 3-5 pen widths high. This example is 5 pen widths high. The angle of the nib should



be kept within a 30 to 45 degree angle. When marking your guidelines, leave 1 nib width above and below your guide. This helps keep your letter highs uniform.



Fig. 1



Fig. 2



Fig. 3

Fig. 1 - When making vertical strokes, start the stroke with the right-hand corner of your nib touching the guideline. Finish your stroke when the left-hand corner of the nib touches the guideline.

Fig. 2 - When adding strokes to the top of a vertical, place the left-corner of the nib touching the corner of your vertical, then end the stroke when the right corner of the nib touches your guideline. When adding to the bottom of a vertical, place your nib on the ending angle of the vertical and pull the nib until the right corner of the nib touches the guideline.

Fig. 3 - To add the feet to your letters, place the left corner of your nib on the guide. Make a horizontal comma shape thru the base of the vertical ending the stroke when the right corner touches the guideline.

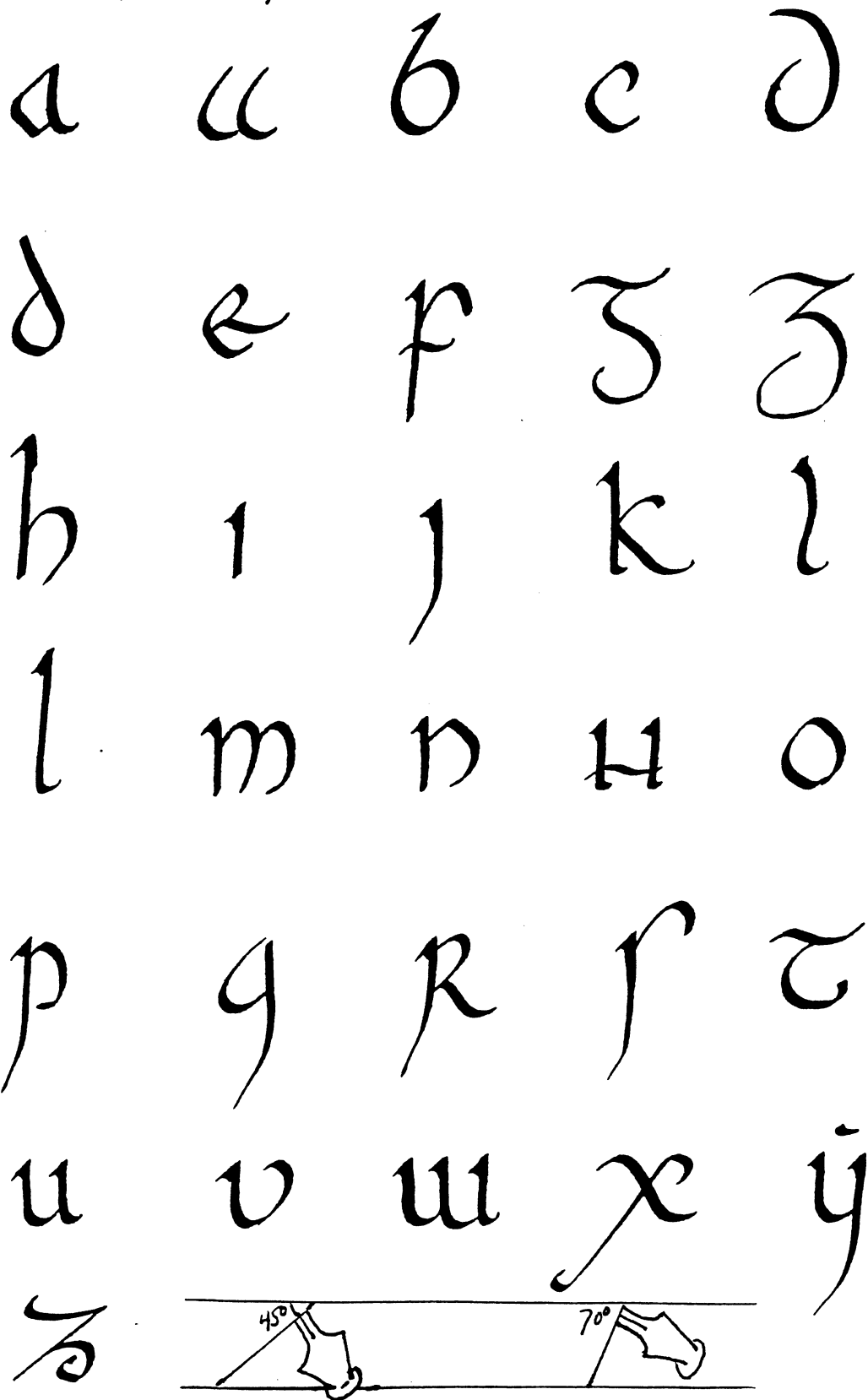
The Script

Handwriting practice sheet for Gothic script on a grid. The letters are arranged in rows:

- Row 1: a, b, c, d, e, f, f
- Row 2: g, g, h, i, j, k, l, m, n
- Row 3: o, o, p, p, q, r, r, r (with 'Half-R' note)
- Row 4: s, s, s, s, t, u, u, u, u
- Row 5: v, v, w, x, y, z, z

THE AENGUS MACHAN

insular minuscule



Pen angle 45 degrees to 70 degrees

Insular Minuscule is less formal script than Insular Majuscule. It is a transitional alphabet and was used all over Europe from the sixth century on. The pen angle may be anywhere from 45 degrees to 70 degrees, but should remain consistent throughout a piece, excepting turns on the flourishes.

a b c d e

f g h i j

k l m n^{OR} H

o p q r s^{OR}

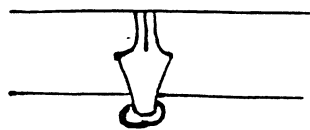
t u v w x

y z^{OR} Z

Used from the 6th to 9th Centuries, Insular Majuscule is one of several hands used in Celtic manuscripts. The hand is usually seen using only the lower case. Significant words were sometimes highlighted by paint in the open part (i.e.-the inside of the O).

The pen is held parallel to the horizontal guidelines, but is turned on the flourishes.

insular



majuscule

Gothic Capitals

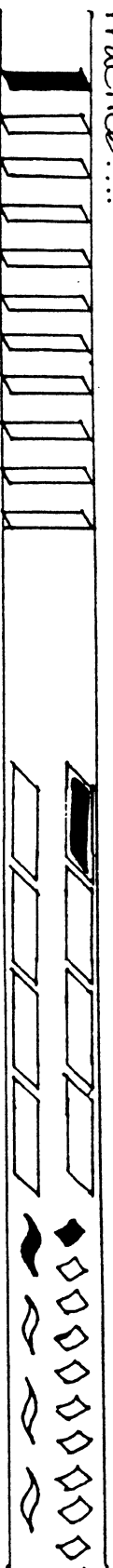


This script is based on a 1400 sampler.
It is 10 nib widths high and done at a 45 degree angle.
All hairlines were done last except where noted.

© A. Fagelson, 2002

carolingian minuscule


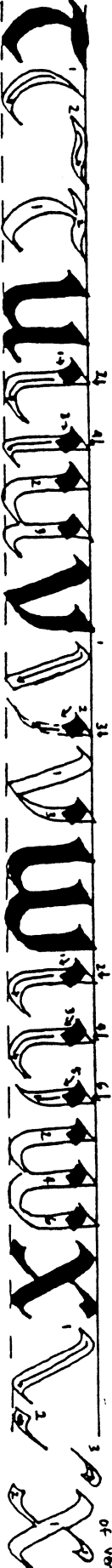
Practice....



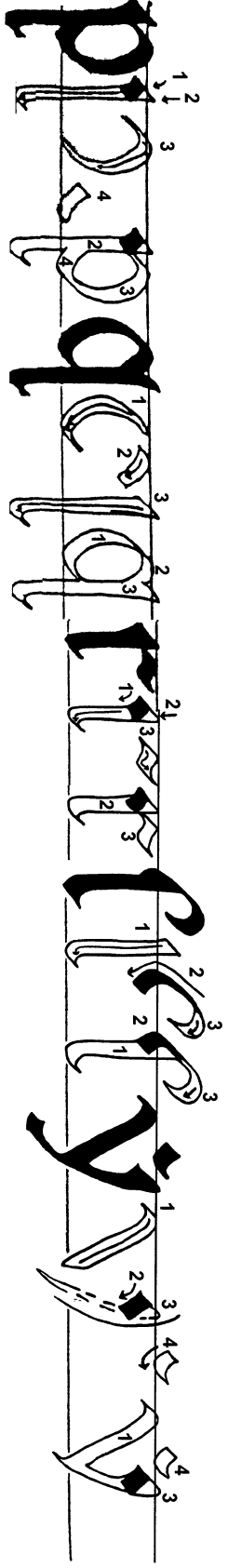
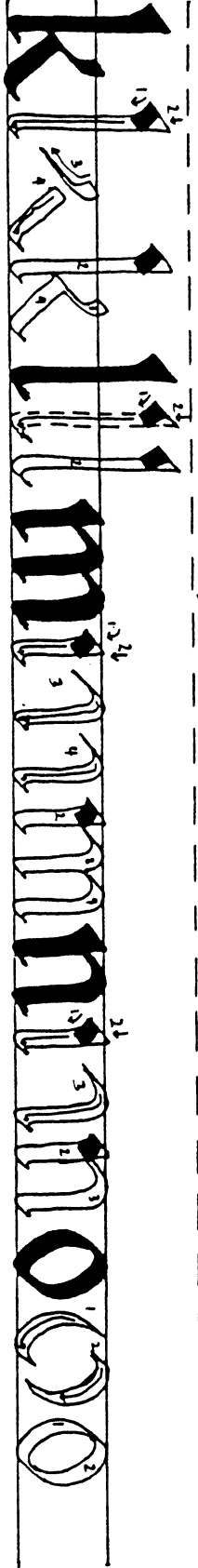
-when used, this slanted diamond stroke is made before the vertical stroke (see b, d, f, h, i, j, k, l, m, n, p, r, s, u, v, w, y)



top corner of diamond stroke = bottom corner of vertical stroke



B23



Stahen Rotunda

minuscule

Pen angle: 30°
serifs and bases

- ①
- ②
- ③
- ④
- ⑤
- ⑥

a b c d o

g h i k l m

n o p q r

s t u v w x

y z

A B C D E F

G H I J K L

M N O P Q

R S T U V

W X Y Z

letters are 5 nib widths high.

a long i

long s

† modern letters
* period letters from a different source

Use the corner of the nib to create flourishes.

The quick red
for jumps over

the lazy brown
dog.